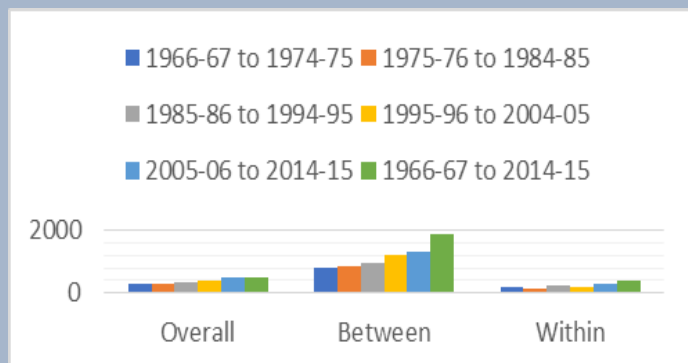


Overall, between and within variation of food-grains-yield during the decades 1966-67 to 1974-75, 1975-76 to 1984-85, 1985-86 to 1994-95, 1995-96 to 2004-05 and 2005-06 to 2014-15 and entire period 1966-67 to 2014-15.



Required production and growth of foodgrain during the decade 2012 to 2021.

Year	Required Production	Required CGR
2012	8109	1.6%
2013	8247	
2014	8385	
2015	8523	
2016	8661	
2017	8799	
2018	8936	
2019	9074	
2020	9212	
2021	9331	

Compiled by

N. Uttam Singh

Anjoo Yumnam

A.K. Tripathi

Aniruddha Roy

2018

Temporal pattern of growth and production of foodgrain in North Eastern India



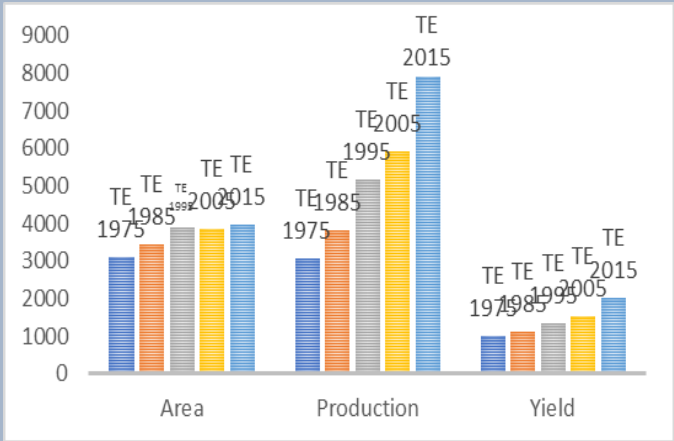
Published by:

**The Director
ICAR-ATARI, Zone VI,
ICAR-CIFRI Campus, 4th Floor, Housefed
Comples, Beltola, Guwahati, Assam-781006
Phone: 0361-2234304 (O)**

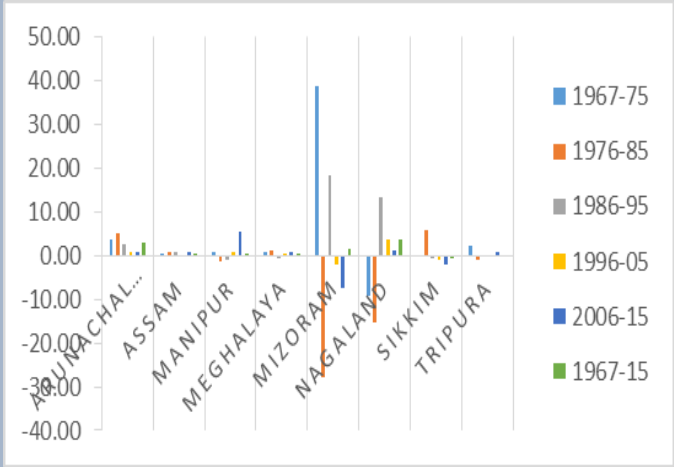


**ICAR- ATARI, Zone VI
ICAR-CIFRI Campus, 4th Floor,
Housefed Comple, Beltola, Guwahati,
Assam-781006**

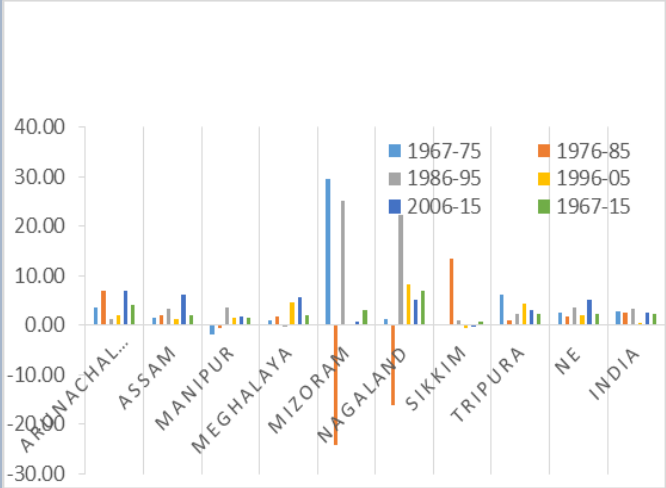
Triennium ending area, production and yield of foodgrain in NER for TE 1974-75, TE 1984-85, TE 1994-95, TE 2004-05 and TE 2014-15.



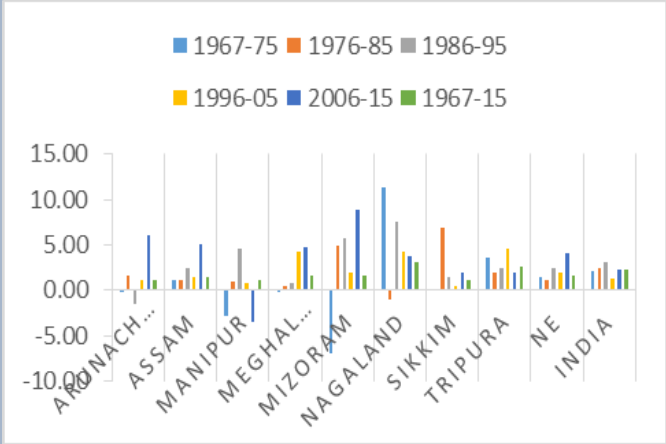
Area-growth of foodgrain of eight states in the five periods.



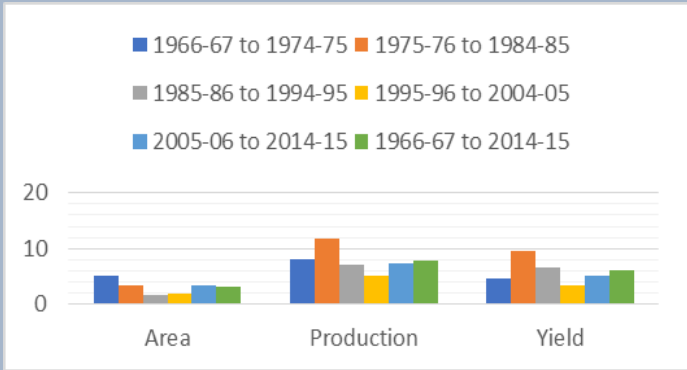
Production-growth of foodgrain of eight states in the five periods.



Yield-growth of foodgrain of eight states in the five periods.



Instability index of area, production and yield of foodgrain during the decades 1966-67 to 1974-75, 1975-76 to 1984-85, 1985-86 to 1994-95, 1995-96 to 2004-05 and 2005-06 to 2014-15 and overall period 1966-67 to 2014-15.



State wise instability index of area, PRODUCTION and Yield of foodgrain during the entire period, 1966 -67 to 2014-15.

